

METROPOLITAN FACTS

ORGANIZATION

AUTHORITY: The Metropolitan Water District Act (California Statutes 1927)

INCORPORATED: Dec. 6, 1928

FIRST BOARD MEETING: Dec. 29, 1928

MISSION: To provide Metropolitan's service area with adequate and reliable supplies of high-quality water to meet present and future needs in an environmentally and economically responsible way

IMPORTED WATER SOURCES: Colorado River and California State Water Project

SERVICE AREA: About 5,200 square miles in Los Angeles, Orange, San Diego, Riverside, San Bernardino and Ventura counties

SERVICE AREA POPULATION: Approximately 19 million

MEMBER AGENCIES: 26


FOUNDING CITIES (DECEMBER 1928):

Anaheim, Beverly Hills, Burbank, Colton*, Glendale, Los Angeles, Pasadena, San Bernardino*, San Marino, Santa Ana and Santa Monica. * Withdrew in 1931

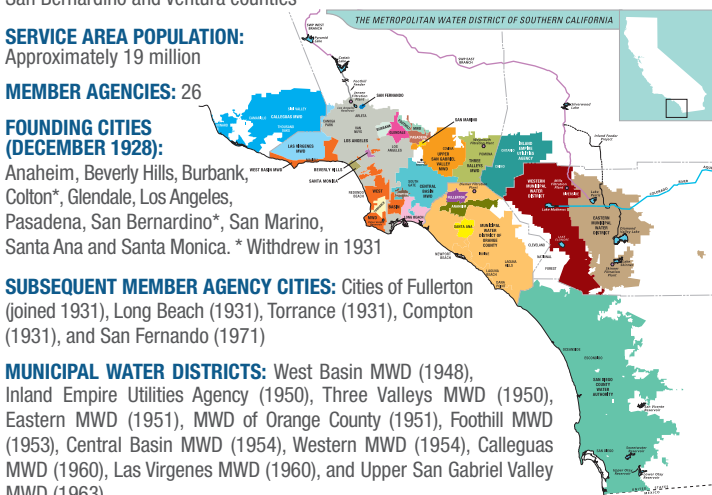
SUBSEQUENT MEMBER AGENCY CITIES: Cities of Fullerton (joined 1931), Long Beach (1931), Torrance (1931), Compton (1931), and San Fernando (1971)

MUNICIPAL WATER DISTRICTS: West Basin MWD (1948), Inland Empire Utilities Agency (1950), Three Valleys MWD (1950), Eastern MWD (1951), MWD of Orange County (1951), Foothill MWD (1953), Central Basin MWD (1954), Western MWD (1954), Calleguas MWD (1960), Las Virgenes MWD (1960), and Upper San Gabriel Valley MWD (1963)

COUNTY WATER AUTHORITY: San Diego (1946)



Metropolitan Board Room



GOVERNANCE

BOARD OF DIRECTORS: 38. Each member agency is entitled to at least one director; additional directors are based on the agency's assessed valuation. Board meetings are generally held on the second Tuesday of each month. Check www.mwdh2o.com for meeting times and agendas.

FACILITIES

COLORADO RIVER AQUEDUCT - OWNED AND OPERATED BY METROPOLITAN

LENGTH: 242 miles from Lake Havasu to Lake Mathews, Riverside

CONSTRUCTION: Began 1933, completed 1939; CRA and regional distribution system operational 1941

CAPACITY: 1.3 million acre-feet annually (325,851 gallons)

PUMPING PLANTS (EAST TO WEST): Whitsett Intake (lift 291 ft.); Gene (303 ft.); Iron Mountain (144 ft.); Eagle Mountain (438 ft.); Julian Hinds (441 ft.); Total lift 1,617 feet

SIPHONS: 144, totaling 29 miles

TUNNELS: 29, totaling 92 miles


CANALS: 63 miles

CONDUITS AND PIPELINE: 58 miles

DESIGN CAPACITY: 1,605 cubic feet per second



Whitsett Intake Pumping Plant



Jensen Water Treatment Plant

WATER TREATMENT PLANTS: Joseph Jensen, Granada Hills (capacity 750 million gallons per day); Robert A. Skinner, Winchester (350 mgd); F.E. Weymouth, La Verne (520 mgd); Robert B. Diemer, Yorba Linda (520 mgd); and Henry J. Mills, Riverside (220 mgd)

RESERVOIRS: Diamond Valley Lake, Hemet, capacity 810,000 AF; Lake Mathews, Riverside, 182,000 AF; Lake Skinner, Winchester, 44,000 AF; Copper Basin, Gene, 24,200 AF; Gene Wash, Gene, 6,300 AF; Live Oak, La Verne, 2,500 AF; Garvey, Monterey Park, 1,600 AF; Palos Verdes, Rolling Hills, 1,100 AF; and Orange County, Brea, 212 AF



Diamond Valley Lake

TOTAL RESERVOIR STORAGE CAPACITY: 1,072,000 AF

DISTRIBUTION SYSTEM: 830 miles of pipelines and tunnels; about 400 connections to member agencies

HYDROELECTRIC PLANTS: 16; nameplate capacity 131 megawatts

STATE WATER PROJECT: Metropolitan has participation rights in the SWP pursuant to the State Water Contract, first signed on Nov. 4, 1960. The SWP, the nation's largest state-built, multipurpose, user-financed project, includes the 444-mile California Aqueduct, Lake Oroville and San Luis Reservoir

SUPPLY, DELIVERIES AND WATER TRANSACTIONS (METROPOLITAN IS A WHOLESALER TO ITS 26 MEMBER AGENCIES)



Diemer Water Treatment Plant

AVERAGE DAILY DELIVERY: 4,900 AF (5-year avg. as of Dec. 31, 2017)

RECORD DAILY DELIVERY: 9,872 AF on June 28, 1994

RECORD ANNUAL WATER TRANSACTIONS: 2.5 million AF in 1990

BUDGETED WATER TRANSACTIONS ASSUMPTION: 1.65 MAF for FY 2018/19 and 1.75 MAF in 2019/20

UNIT PRICE (FULL SERVICE): Effective Jan. 1, 2018, rates are \$1,015 per AF for treated water, and \$695 per AF for untreated water. Effective Jan. 1, 2019, rates are \$1,050 per AF (treated) and \$731 per AF (untreated), and effective Jan. 1, 2020, rates are \$1,078 per AF (treated) and \$755 per AF (untreated).

FINANCE AND ADMINISTRATION

WATER REVENUE BOND RATINGS: S&P AAA; Moody's Aa1; Fitch AA+

BIENNIAL BUDGET: July 1, 2018 – June 30, 2019: \$1.692 billion July 1, 2019 – June 30, 2020: \$1.743 billion

CAPITAL PROJECTS: \$200 million (FY 2018/19) \$200 million (FY 2019/20)

EMPLOYEES: 1,900 budgeted regular employees FY 2018/19 (full-time equivalent positions); 1,905 employees (FTEs) FY 2019/20

FUND SOURCES: Water rates and charges, 81%; fund withdrawals, 6%; taxes, 6%; hydroelectric sales and miscellaneous income, 2%; other, 5% (Biennial Budget 2018/19, 2019/20)

USES OF FUNDS: State Water project payments, 29%; operations & maintenance, 24%; debt service, 17%; construction, 10%; fund deposits, 10%; demand management programs, 4%; supply programs, 3%; and Colorado River power, 3% (biennial budget 2018/19, 2019/20)

Ozone Generation Building, Weymouth



THE METROPOLITAN WATER DISTRICT
OF SOUTHERN CALIFORNIA
700 N. Alameda St., Los Angeles, CA 90012
P.O. Box 54153, Los Angeles, CA 90054-0153
(213) 217-6000 or (800) CALL MWD

mwdh2o.com
bewaterwise.com

October 2018/2,000